



Association of Biomolecular Resource Facilities
Proteomics Standards Research Group (sPRG)
9650 Rockville Pike, Bethesda MD 20814
Tel: 301-634-7306 Fax: 301-634-7455 Email: abrf@abrf.org

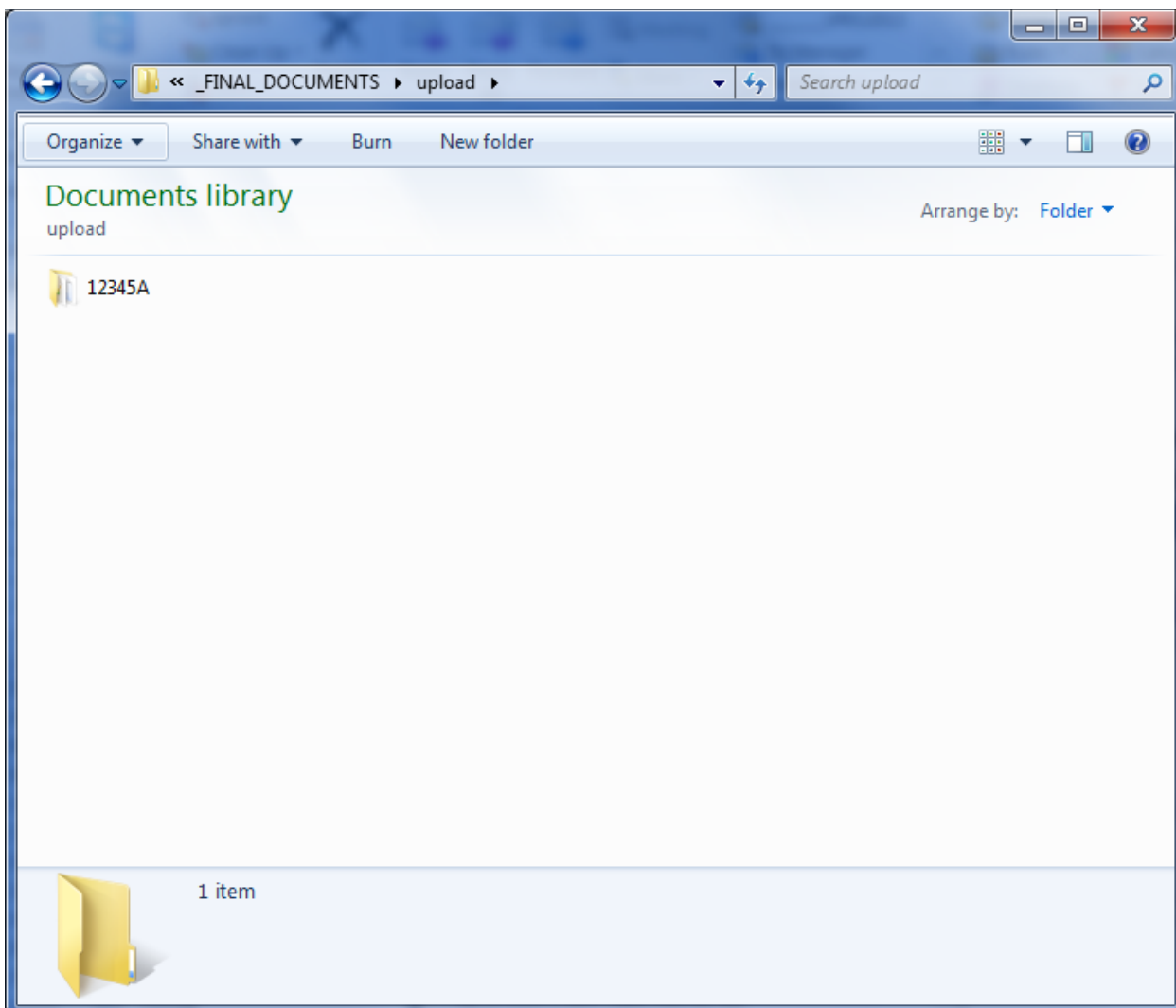
RAW Data Upload for ABRF sPRG 2013 Study

This tutorial covers how to upload your raw data and excel reporting template to the ABRF sPRG 2013 FTP Server hosted at NIST.

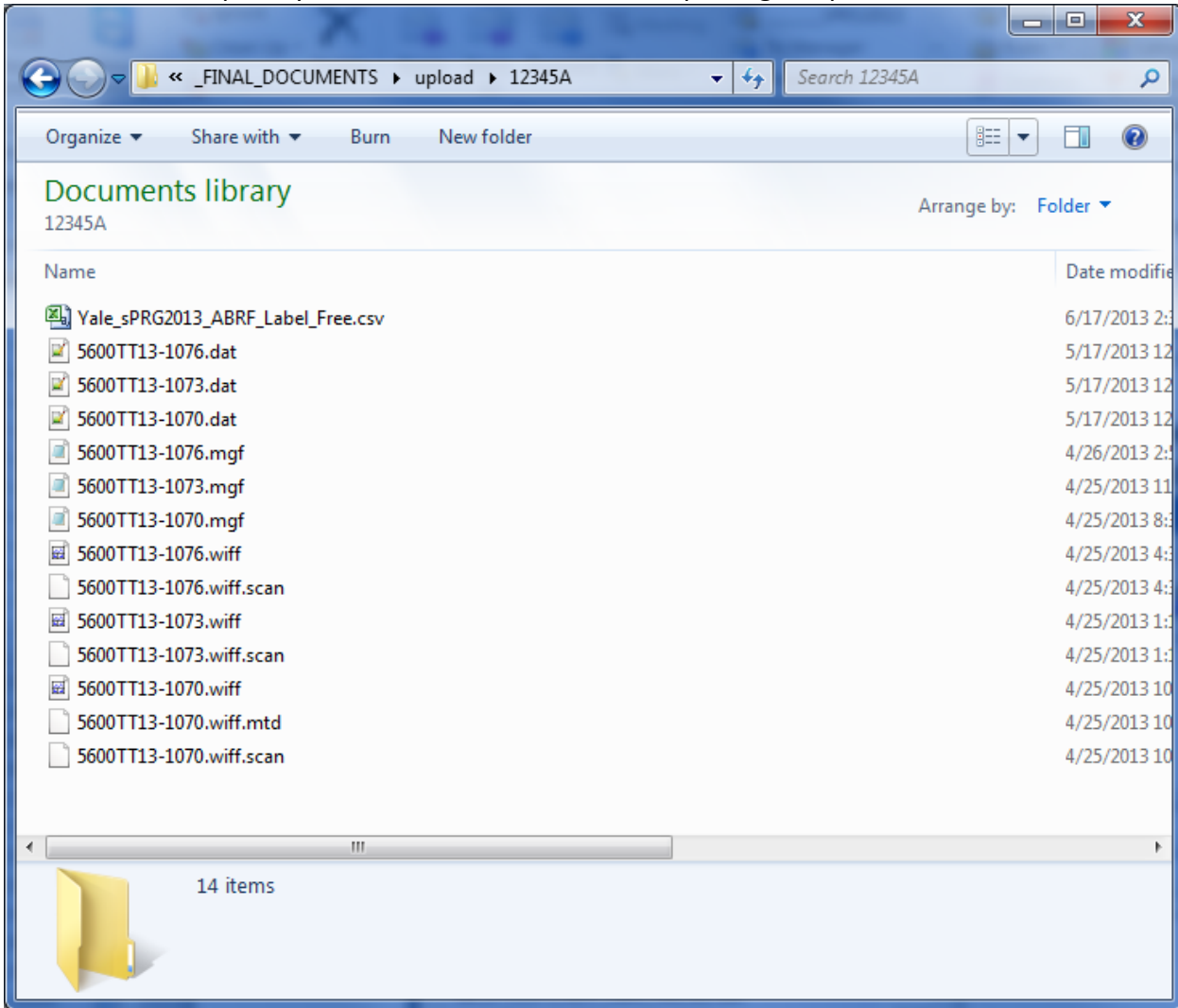
Upload RAW Data to NIST FTP Client

Use an FTP client to upload all your raw data and to ABRF sPRG 2013 ftp server

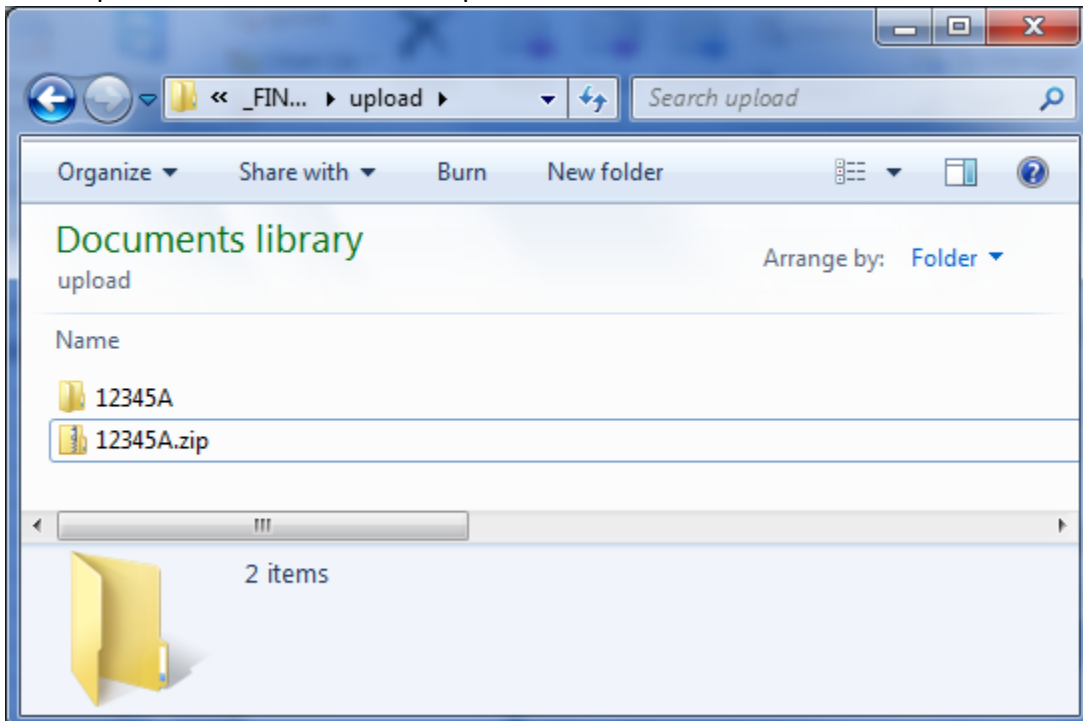
First create a folder using a unique anonymous identifier composed of six alphanumeric characters (e.g. "12345A"). Retain this identifier for future as this will be the only way for you to find your data in any presentation of our study results. (Your data will only be referred to by its unique identifier in any presentation).



Within the folder place your Raw data files and Excel reporting template



Then zip the folder with "12345A.zip"



Next login to ABRF sPRG 2013 FTP server using the following login information:

sPRG 2013 Participants

Server: chemdata.nist.gov

User: sprg2013

Passwd: 2013SPRG_100

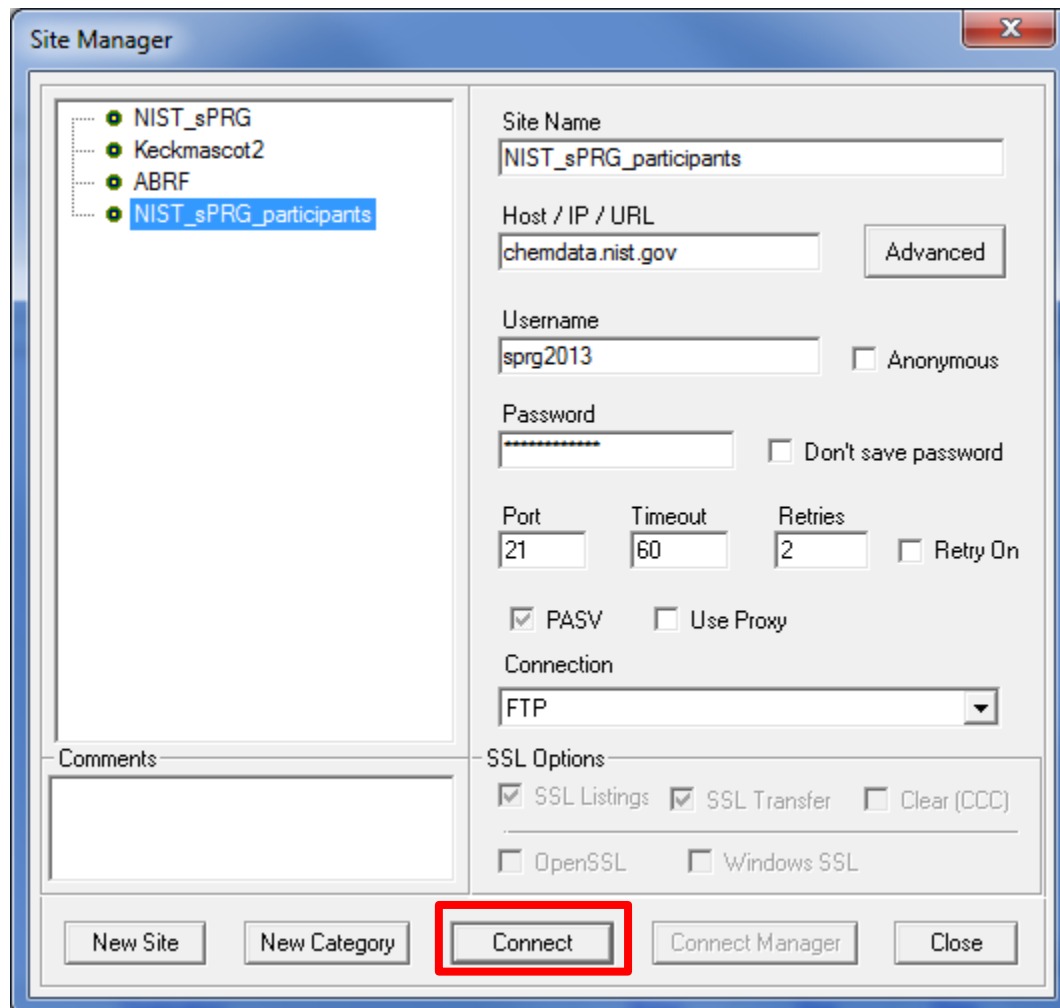
Here we are using an FTP client like CoreFTP

Fill in the **HOST/IP/URL** with**chemdata.nist.gov**

Username: **sprg2013**

Password: **2013SPRG_100**

Then click **Connect** button



Drag and Drop the "12345A.zip" file to the right

On the bottom bar (highlighted in red box) you should see its progress as it is uploaded

The screenshot shows the Core FTP LE interface. The top menu bar includes File, View, Sites, Manage, and Help. Below the menu is a toolbar with various icons. The main window is divided into two panes. The left pane shows the local file system with a table of files:

Filename	Size	Date
..		08/09/13 10:50
12345A		08/09/13 10:44
12345A.zip	489,817 KB	08/09/13 10:52

The right pane shows the remote file system with a table of files:

Filename	Size	Date	Permissions
<.>			
..			
Yale_sPRG2013_ABRF_Label_Free_2013-07-1...	56,502 KB	08/09/13 13:29	-rw-

At the bottom, a progress bar shows the upload status:

Host	Destination	Bytes	Size	Rate	Type	Status
chemdata.nist.gov	/12345A.zip	1%	501,573,156	85 KB/s	Upload	01:34:42

The status bar at the very bottom indicates: Uploading C:\Users\cmc96\Documents\sPRG2013_FINAL_DOCUMENTS\upload\12345A.zip 1 items - 489,817 KB

After upload, your file should now be listed on the NIST FTP site (right hand side)

Once your data has been uploaded all that is left to do is fill out the ABRF sPRG Survey

Using your web browser navigate to <http://www.surveymonkey.com/s/XLMP2WV> and complete the survey.

